


CREATIVE PROCESS




1



Inspiration

Select a prompt for your video:

1. What is your favorite book or genre to read and why?
2. What 3 books would you bring with you to a deserted island?
3. Share a story of your favorite librarian.
4. Share the story of when you first discovered the library.
5. Choose your own library prompt!



2



Brainstorming

Choose your performing art:

Song

Mime

Dance

Comedy


Poem

Skit

Rap

Combination of 2 or more


3



The goal is to have fun

Enjoy the process while you create your art.

Keep practicing till you're happy with it!



TIPS ON HOW TO MAKE A VIDEO



TIP 1

Ask the parent or guardian in your home to film your video using a phone or camera.




TIP 2

Choose a location with ample lighting and position the camera at eye or above eye level.



TIP 3

For better balance, use the rule of thirds when filming and stand at least 3-4 feet away from the camera. Remember to stay within the frame of the video!



Choose a medium shot, 4 - 5 feet, or a long shot, 5 - 7 feet for your video.



TIP 4

Keep the camera steady and horizontal, speak loud and clearly, and 3...2...1...Action! Take as many pauses or takes needed until you get your perfect shot.



TIP 5

Keep your video submissions within the range of 30 seconds - 3 minutes for the best chance to shine!



SUBMIT!

Congratulations! Now it's time to ask the adult in your home to submit your video on the [My Friend the Library website!](#)

