



# CREATIVE PROCESS



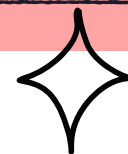

1



## Inspiration

Select a prompt for your video:

1. Can you share the story of when you first discovered the library?
2. What is your favorite book or genre to read and why?
3. What 3 books would you bring with you to a deserted island?
4. Can you share a story of your favorite librarian?
5. Choose your own library prompt!



2



## Brainstorming

Choose your performing art:

Song

Mime

Dance

Comedy

Poem


Skit

Rap

Combination of 2 or more




3




## The goal is to have fun

Enjoy the process while you create your art.

Keep practicing till you get it just right!



# TIPS ON HOW TO MAKE A VIDEO





## TIP 1

Ask the parent or guardian in your home to film your video using a phone or camera.



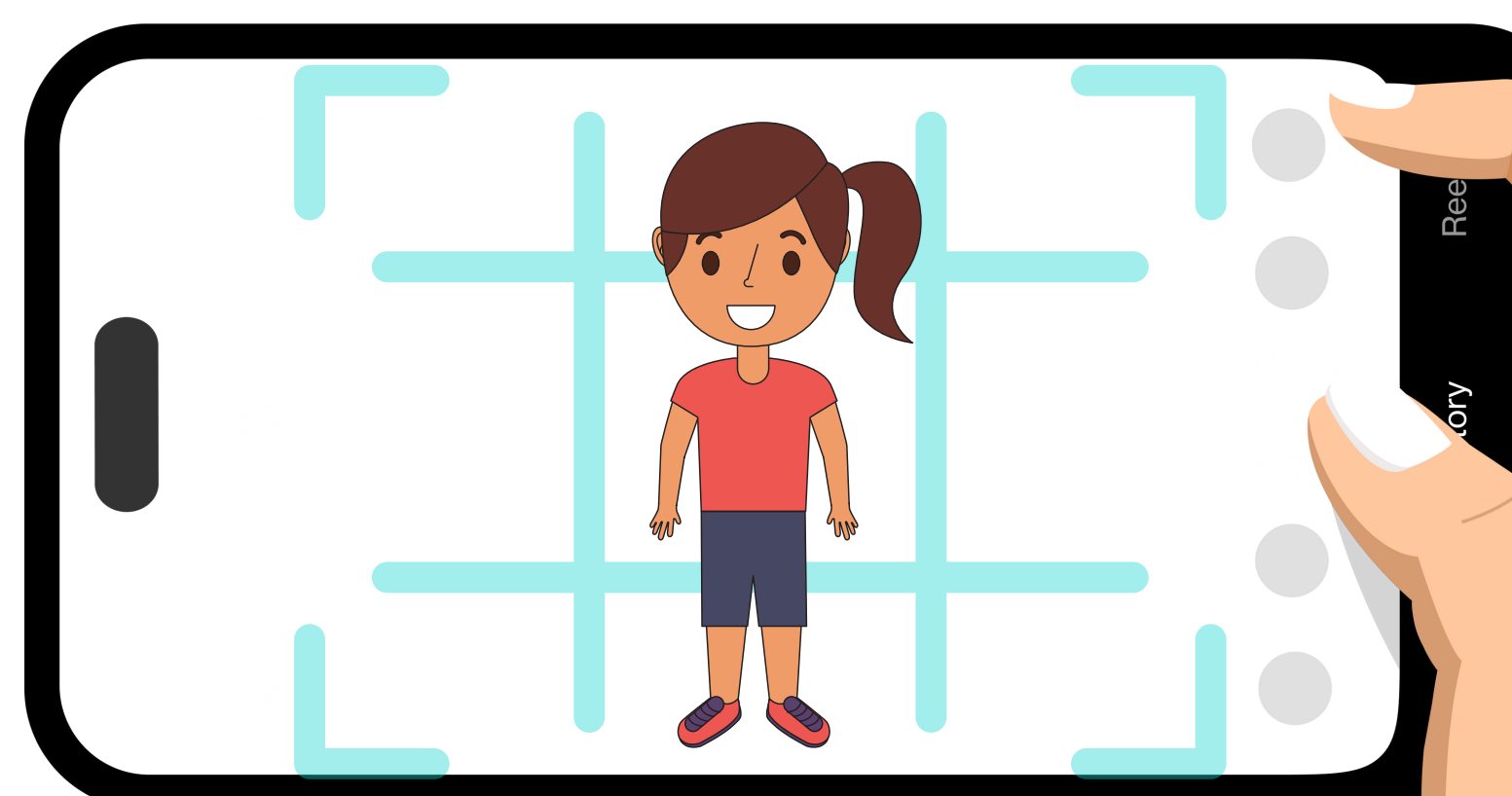
## TIP 2

Choose a location with ample lighting and position the camera at eye or above eye level.



## TIP 3

For better balance, use the rule of thirds when filming and stand at least 3-4 feet away from the camera. Remember to stay within the frame of the video!




Choose a medium shot, 4 - 5 feet, or a long shot, 5 - 7 feet for your video.



## TIP 4

Keep the camera steady and horizontal, speak loud and clearly, and 3...2...1...Action! Take as many pauses or takes needed until you get your perfect shot.



## TIP 5

Keep your video submissions within the range of 30 seconds - 3 minutes for the best chance to shine!



## SUBMIT!

Congratulations! Now it's time to ask the adult in your home to submit your video on the My Friend the Library website!

